



CATALOGUE

G E N E R A L

Discover for yourself PRATTA EXCLUSIVE

More than **500 Dealer's** stores





10 | ANTICO VELLUTO
13 |



22 | DAMASCO
25 |



40 | ANTICO VENEZIANO
45 | CLASSIC



74 | CRATERIA
77 |



14 | SETA EXCLUSIVE
17 |



26 | DAMASCO
29 | BURROSO



48 | MARMORINO
51 | CLASSIC



78 | INTONACHINO
81 |



18 | DOLCE SETA
21 |



30 | SHABBY
33 |



62 | MARMORINO
65 | CARRARA



86 | LOFT
91 |

TEXTURED LINE 72-145 /

/ DECOR PAINTS FINISHES LINE 146-187 /



94 | NEWTONE
99 |



116 | TRAVERTINO
121 | IMPERIUM



132 | SEQUOIA
135 |



154 | PHANTOM
159 | PHANTOM NUANCE



102 | ROCCIA
107 |



122 | TRAVERTINO
125 | DELICATE



138 | HOOPER 3
141 |



164 | FANTASIA
167 |



110 | SETA STUCCO
115 |



126 | VELVET
131 |



148 | SIROCCO
151 |



168 | METALLINE
169 |

TEXTURED LINE 72-145 /

/ CEMENT LINE 188-191 /

/ PRATTA COLOR CHART /



176 | CERATO
179 |



34 | Silk
37 |



160 | Phantom
163 | Phantom Nuance



192 | NCP & Universal
198 | color-chart



180 | VELATURA
183 |



52 | Antico Veneziano &
61 | Marmorino Classic



172 | Fantasia & Metalline
175 |



188 | MARMORINO
191 | X FLOOR



66 | Marmorino Carrara &
71 | Marmorino X Floor



184 | Velatura & Cerato
187 |

PRATTA COLLECTIONS



46 | MARBLE
47 | COLLECTION



92 | LOFT
93 | COLLECTION



108 | ArtAsia
109 | COLLECTION



82 | GG
83 | COLLECTION



100 | NEWTONE
COLOR CHART



136 | SEQUOIA
137 | COLLECTION



84 | RENAISSANCE
85 | COLLECTION



101 | PRATTASTEN
COLLECTION



152 | SIROCCO
153 | COLLECTION

Let's go together

Creation, development, reconstruction, protection or renovation of residential premises – PRATTA Exclusive offers suitable products for any project and any plans: ceilings, walls, floors and much more.



PRATTA  STORE



SILK LINE

ANTICO VELLUTO

SETA EXCLUSIVE

DOLCE SETA

DAMASCO

DAMASCO BURROSO

SHABBY









ANTICO VELLUTO Florentine silk effect decorative plaster

ANTICO VELLUTO is the warm beauty of silk velvet on the wall. This is an environmentally friendly decorative coating that provides the effect of real Florentine velvet. Velvet fabric wall coverings have long been used in prestigious homes and villas to create an elegant and exclusive environment. For centuries, this interior design has not become obsolete and is very popular all over the world.

Technical details

Temperature of application:	+5–+35 °C	pH:	7–8
Relative humidity of application:	< 85 %	Weight solids:	30%
Completely dry:	24 hours	Aspect:	Velvet, matt, silk
Density:	1–1,1 kg/lt	Pack Size:	0,75–4–14 lt
Drying time to cleaning:	30 days	Usage:	Interiors

System

							
1	Primer Normal * (concentrated)	1	1lt/90 m ²	800%	x	Roller	4–6 hr
2	Primer Liscio **	1	1lt/8–10 m ²	25–30%	Color chart	Roller	6–8 hr
3	Antico Velluto	2	1kg/7–8 m ²		Color chart	Trowel	12–24 hr

Types



Cool base (Silver) –
for creating cold colors



Gold base –
for creating pure gold colorable
other shades



Warm base (Light gold) –
for creating warm colors



* Type of preparation surface is the same for painting. We recommend using the plaster ORSO INFINITY for finishing preparation of walls. Recommended fixative is acrylic based PRIMER NORMAL.

** PRIMER LISCIIO is the special tintable primer as a background, providing reduced absorption of surfaces and easy adhesion for subsequent coatings. It could be tinted in different colors.

ANTICO VELLUTO






ANTICO VELLUTO

FLORENTINE SILK EFFECT WITH GRADIENT DESIGN



IDEA CODE: 532











SETA EXCLUSIVE Decorative plaster with the natural silk velvet effect

SETA EXCLUSIVE allow creating the noble silk velvet effect with a delicate texture and soft velvety shadows, characteristic of real velvet fabrics of the highest quality. Original since 2010.

Technical details

Temperature of application:	+5–+35 °C	pH:	7–8
Relative humidity of application:	< 85 %	Weight solids:	30%
Completely dry:	24 hours	Aspect:	silk velvet
Drying time to cleaning:	30 days	Pack Size:	0,75–4–14 lt
Density:	1,05–1,15 kg/l	Usage:	Interiors

System

							
1	Primer Normal * (concentrated)	1	1lt/90 m ²	800%	x	Roller	4–6 hr
2	Ruvido **	1	1lt/8–10 m ²	25–30%	Color chart	Roller	6–8 hr
3	Seta Exclusive	2–3	1kg/6–7 m ²		Color chart	Trowel	8–12 hr

Types



Cool base (Silver) –
for creating cold colors



Gold base –
for creating pure gold
colorable other shades



Warm base (Light gold) –
for creating warm colors



Smart base –
chameleon shades effect

Special Eddition Types



Absolute black –
pure black silk effect



Absolute white –
pure white silk effect



* Type of preparation surface is the same for painting. We recommend using the plaster ORSO INFINITY for finishing preparation of walls. Recommended fixative is acrylic based PRIMER NORMAL.

** RUVIDO is the special tintable quartz primer with high adhesive effect and perfect coverage for interiors and exterior using.

S E T A E X C L U S I V E





SETA EXCLUSIVE

ROYAL GREEN VELVET DESIGN



IDEA CODE: 597








DOLCE SETA Classic silk effect decorative plaster

DOLCE SETA is the decorative coating for interiors with a beautiful visual effect of wet silk and an amazing play of shades. This high quality interior decoration creates a modern wall design with charming color nuances and a pleasant satin effect.

Technical details

Temperature of application:	+5–+35 °C	pH:	7–8
Relative humidity of application:	< 85 %	Weight solids:	30%
Completely dry:	24 hours	Aspect:	wet silk
Density:	1,1–1,2 kg/lit	Pack Size:	0,75–4–14 lt
Drying time to cleaning:	30 days	Usage:	Interiors

System

							
1	Primer Normal * (concentrated)	1	1lt/90 m ²	800%	x	Roller	4–6 hr
2	Primer Liscio **	1	1lt/8–10 m ²	25–30%	Color chart	Roller	6–8 hr
3	Dolce Seta	2	1lt/7–8 m ²		Color chart	Trowel	12–24 hr

Types



Cool base (Silver) –
for creating cold colors



Absolute White –
pure white silk effect



* Type of preparation surface is the same for painting. We recommend using the plaster ORSO INFINITY for finishing preparation of walls. Recommended fixative is acrylic based PRIMER NORMAL.

** PRIMER LISCIIO is the special tintable primer as a background, providing reduced absorption of surfaces and easy adhesion for subsequent coatings. It could be tinted in different colors.

D O L C E S E T A





DOLCE SETA



GRAPHITE COLOR WET SILK DESIGN

IDEA CODE: 503



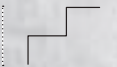







DAMASCO Durable Damask silk effect decorative plaster

DAMASCO implements an innovative idea of Art Concrete. The coating can create a surface with both a soft pearl matte and a pronounced textured effect. DAMASCO plaster has many nuances of Art Concrete style and is convenient when creating luxury loft interiors in accordance with a most modern and innovative trends of LOFT design in architecture.

Technical details

Temperature of application:	+5–+35 °C	pH:	7–8
Relative humidity of application:	< 85 %	Weight solids:	60%
Completely dry:	24 hours	Aspect:	matt pearl
Density:	1,2–1,3 kg/lit	Pack Size:	0,75–4–14 lt
Drying time to cleaning:	30 days	Usage:	Interiors

System

							
1	Primer Normal * (concentrated)	1	1lt/90 m ²	800%	x	Roller	4–6 hr
2	Ruvido **	1	1lt/8–10 m ²	25–30%	x	Roller	6–8 hr
3	Damasco	1–2	1lt/4–5 m ²	x	Color chart	Trowel	12–24 hr

Types



Cool base (Silver) –
for creating cold colors



Gold base –
for creating pure gold colorable
other shades



Warm base (Light gold) –
for creating warm colors



* Type of preparation surface is the same for painting. We recommend using the plaster ORSO INFINITY for finishing preparation of walls. Recommended fixative is acrylic based PRIMER NORMAL.

** RUVIDO is the special tintable quartz primer with high adhesive effect and perfect coverage for interiors and exterior using.



D A M A S C O






DAMASCO



DAMASCUS STYLE TEXTURE

IDEA CODE: 650











DAMASCO BURROSO Textured plaster with Damask silk effect

DAMASCO BURROSO is an innovative idea for silk effect surfaces. This coating combines all the beauty and elegance of silk fabrics with the highest requirements for durability and water-repellent properties. DAMASCO BURROSO is the coating with the Damask silk effect has a beautiful pearlescent shining and a soft texture with a pleasant tactile effect. The material effortlessly creates a luxurious interior design with accordance latest trends and requirements in architecture.

Technical details

Temperature of application:	+5–+35 °C	pH:	7–8
Relative humidity of application:	< 85 %	Weight solids:	60%
Completely dry:	24 hours	Aspect:	pearl satin
Density:	1,2–1,3 kg/lt	Pack Size:	0,75–4–14 lt
Drying time to cleaning:	30 days	Usage:	Interiors & Exterior

System

							
1	Primer Normal * (concentrated)	1	1lt/90 m ²	800%	x	Roller	4–6 hr
2	Ruvido **	1	1lt/8–10 m ²	25–30%	x	Roller	6–8 hr
3	Damasco Burroso	1–2	1lt/5–6 m ²		Color chart	Trowel	12–24 hr

Types



Cool base (Silver) –
for creating cold colors



Gold base –
for creating pure gold colorable
other shades



Warm base (Light gold) –
for creating warm colors



* Type of preparation surface is the same for painting. We recommend using the plaster ORSO INFINITY for finishing preparation of walls. Recommended fixative is acrylic based PRIMER NORMAL.

** RUVIDO is the special tintable quartz primer with high adhesive effect and perfect coverage for interiors and exterior using.

D A M A S C O B U R R O S O





DAMASCO BURROSO



DAMASK SILK EFFECT WITH HORIZON TEXTURE

IDEA CODE: 599











SHABBY Silk brocade effect brush coating

SHABBY is the interior decorative paint with age shabby silk effect to indoors. The material is versatile, capable to create different hues and combinations of colors with a simple brush application technique. Special components provides a perfect result and soft touch effect also.

Technical details

Temperature of application:	+5–+35 °C	pH:	7–8
Relative humidity of application:	< 85 %	Weight solids:	30%
Completely dry:	24 hours	Aspect:	shabby silk
Density:	0,95–1,05 kg/l	Pack Size:	0,75–4–14 Lt
Drying time to cleaning:	30 days	Usage:	Interiors

System

								
1	Primer Normal * (concentrated)	1	1lt/90 m ²	800%	x	Roller	4–6 hr	
2	Ruvido **	1	1lt/8–10 m ²	25–30%	Color chart	Roller	6–8 hr	
3	Shabby	1–2	1lt/6–8 m ²	5% max	Color chart	Brush	8–12 hr	

Types



Cool base (Silver) –
for creating cold colors



Gold base –
for creating pure gold colorable
other shades



Warm base (Light gold) –
for creating warm colors



Smart base –
Chameleon Shades effect



* Type of preparation surface is the same for painting. We recommend using the plaster ORSO INFINITY for finishing preparation of walls. Recommended fixative is acrylic based PRIMER NORMAL.

** RUVIDO is the special tintable quartz primer with high adhesive effect and perfect coverage for interiors and exterior using.

S H A B B Y







SHABBY



OCEAN – BLUE BROCADE SILK DESIGN

IDEA CODE: 512





STE 0121P Base P/T



STE 0126P RVD 0016



STE 0131P RVD 0024



STE 0136P RVD 0026



STE 0141P Base P/T



STE 0146P RVD 0139



STE 0122P RVD 0016



STE 0127P RVD 0136



STE 0132P RVD 0026



STE 0137P RVD 0164



STE 0142P RVD 0115



STE 0147P RVD 0178



STE 0123P RVD 0012



STE 0128P RVD 0134



STE 0133P RVD 0182



STE 0138P RVD 0208



STE 0143P RVD 0170



STE 0148P RVD 0178




STE 0124P RVD 0134



STE 0129P RVD 0208



STE 0134P RVD 0164




STE 0139P RVD 0208



STE 0144P RVD 0011




STE 0149P RVD 0180



STE 0125P RVD 0208




STE 0130P RVD 0205




STE 0135P RVD 0164



STE 0140P RVD 0106



STE 0145P RVD 0195



STE 0150P RVD 0013



STE 0151P RVD 0146



STE 0156P RVD 0228



STE 0161P RVD 0228



STE 0166P RVD 0204



STE 0171P RVD 0206



STE 0176P Base P/T



STE 0152P RVD 0071



STE 0157P RVD 0230



STE 0162P RVD 0230



STE 0167P RVD 0204



STE 0172P RVD 0206



STE 0177P RVD 0016



STE 0153P RVD 0230



STE 0158P RVD 0231



STE 0163P RVD 0234



STE 0168P RVD 0219



STE 0173P RVD 0103



STE 0178P RVD 0051



STE 0154P RVD 0235



STE 0159P RVD 0234



STE 0164P RVD 0236




STE 0169P RVD 0219




STE 0174P RVD 0220



STE 0179P RVD 0053



STE 0155P RVD 0237



STE 0160P RVD 0236



STE 0165P RVD 0238



STE 0170P RVD 0220



STE 0175P RVD 0105



STE 0180P RVD 0053



STE 0181P RVD 0088



STE 0186P RVD 0114



STE 0191P RVD 0043



STE 0196P RVD 0198



STE 0201P RVD 0197



STE 0206P RVD 0099



STE 0182P RVD 0090



STE 0187P RVD 0282



STE 0192P RVD 0090



STE 0197P RVD 0201



STE 0202P RVD 0099



STE 0207P RVD 0201



STE 0183P RVD 0201



STE 0188P RVD 0283



STE 0193P RVD 0215



STE 0198P RVD 0202




STE 0203P RVD 0201



STE 0208P RVD 0094



STE 0184P RVD 0094



STE 0189P RVD 0284



STE 0194P RVD 0215



STE 0199P RVD 0223



STE 0204P RVD 0103



STE 0209P RVD 0222



STE 0185P RVD 0094




STE 0190P RVD 0285



STE 0195P RVD 0286



STE 0200P RVD 0223



STE 0205P RVD 0103



STE 0210P RVD 0224



STE 0211P RVD 0260



STE 0216P RVD 0257



STE 0221P RVD 0072



STE 0226P RVD 0257



STE 0231P RVD 0085



STE 0236P RVD 0273



STE 0212P RVD 0257



STE 0217P RVD 0067



STE 0222P RVD 0066



STE 0227P RVD 0259



STE 0232P RVD 0089



STE 0237P RVD 0275



STE 0213P RVD 0252



STE 0218P RVD 0080



STE 0223P RVD 0076



STE 0228P RVD 0263



STE 0233P RVD 0093



STE 0238P RVD 0057



STE 0214P RVD 0078



STE 0219P RVD 0281



STE 0224P RVD 0242



STE 0229P RVD 0261



STE 0234P RVD 0270




STE 0239P RVD 0093



STE 0215P RVD 0080



STE 0220P RVD 0249



STE 0225P RVD 0265



STE 0230P RVD 0261



STE 0235P RVD 0263



STE 0240P RVD 0277





VENEZIANO LINE

ANTICO VENEZIANO CLASSIC
MARMORINO CARRARA
MARMORINO CLASSIC

ANTICO VENEZIANO CLASSIC Venetian plaster on the acrylic base with polished mirror marble effect

This classic Venetian plaster was created thanks to modern technologies for the production of decorative materials in the XXI century. Today, the high quality and environmentally friendly material with the magnificent mirror effect of the natural polished marble is the popular interior decorative coating, reminiscent of beauty and charm of Italian culture.

Protection ANTICO VENEZIANO CLASSIC with natural wax

After 7 days of ANTICO VENEZIANO CLASSIC application, it is possible to apply 1–2 coats of SPECCHIO CERA by stainless steel trowel or cellulose sponge and leave to dry at least for 6–8 hours. After dry polish a surface with a natural wool cloth until a glass effect.

Technical details

Temperature of application:	+5–+35 °C	pH:	7–8
Relative humidity of application:	< 85 %	Weight solids:	65%
Completely dry:	24 hours	Aspect:	mirrored gloss marble
Density:	1,6–1,7 kg/l	Pack Size:	6–20–24kg
Drying time to cleaning:	30 days	Usage:	Interiors

System

								
1	Primer Normal * (concentrated)	1	1lt/90 m ²	800%	x	Roller	4–6 hr	
2	Primer Liscio **	1	1lt/8–10 m ²	25–30%	x	Roller	6–8 hr	
3	Antico Veneziano Classic	3	1kg/5–6 m ²	5% max	Color chart	Trowel	12–24 hr	
4	Specchio Cera ***	1–2	1lt/20–35 m ²		x	Trowel Wool cloth	24 hr	

Types



Light base –
absolute white base for coloring
light shades



Dark base –
transparent base for coloring dark
and bright shades



* Type of preparation surface is the same for painting. We recommend using the plaster ORSO INFINITY for finishing preparation of walls. Recommended fixative is acrylic based PRIMER NORMAL.

** PRIMER LISCIIO is the special tintable primer as a background, providing reduced absorption of surfaces and easy adhesion for subsequent coatings. It could be tinted in different colors.

*** SPECCHIO CERA is the special wax protection for getting the best water resistant properties of surfaces.

ANTICO VENEZIANO
CLASSIC






ANTICO VENEZIANO CLASSIC



BLACK VENETIAN PLASTER IN THE BATHROOM

IDEA CODE: 680





ANTICO VENEZIANO CLASSIC

DARK-BROWN MARBLE DESIGN



IDEA CODE: 664







MBL 0001P



MBL 0004P



MBL 0005P



MBL 0002P



MBL 0003P



MBL 0006P

MARMORINO CLASSIC Traditional lime based Venetian plaster with classic marble effect

MARMORINO CLASSIC is the traditional Italian mineral plaster based on slaked lime with selected marble fillers and rheological modifiers that provide easy application. It is recommended for creating a prestigious interior design with imitation of natural polished marble.









Protection MARMORINO CLASSIC with natural wax

7 days MARMORINO CLASSIC application later, it is possible to apply 1–2 coats of SPECCHIO CERA by stainless steel trowel or cellulose sponge and leave to dry at least for 6–8 hours. After dry, polish a surface with a natural wool cloth until the glass effect is obtained.

Technical details

Temperature of application:	+5–+35 °C	pH:	12–14
Relative humidity of application:	< 85 %	Weight solids:	58%
Completely dry:	7–12 days	Aspect:	mirrored gloss
Drying time to cleaning:	30 days	Pack Size:	6–20–24kg
Density:	1,35–1,4 kg/lt	Usage:	Interiors

System

							
1	Primer Normal * (concentrated)	1	1lt/90 m ²	800%	x	Roller	4–6 hr
2	Fondo a Calce **	1	1lt/8–10 m ²	20–25%	x	Roller	6–8 hr
3	Marmorino Classic	3	1kg/2 m ²	5% max	Color chart	Trowel	12–24 hr
4	Specchio Cera ***	1–2	1lt/20–35 m ²		x	Trowel Wool cloth	24 hr

Types



Light base –
absolute white base for coloring
light shades



Dark base –
transparent base for coloring dark
and bright shades



* Type of preparation surface is the same for painting. We recommend using the plaster ORSO INFINITY for finishing preparation of walls. Recommended fixative is acrylic based PRIMER NORMAL.

** To improve maximum adhesion of a surface recommended using the special primer FONDO A CALCE.

*** SPECCHIO CERA is the special wax protection for getting the best water resistant properties of surfaces.

M A R M O R I N O C L A S S I C






MARMORINO CLASSIC

TRADITIONAL VENETIAN PLASTER DESIGN



IDEA CODE: 681





RVD 0001P Light base



RVD 0002P Light base



RVD 0011P Light base



RVD 0012P Light base



RVD 0021P Light base



RVD 0022P Light base



RVD 0003P Light base



RVD 0004P Light base



RVD 0013P Dark base



RVD 0014P Dark base



RVD 0023P Light base



RVD 0024P Light base



RVD 0005P Light base



RVD 0006P Light base



RVD 0015P Light base



RVD 0016P Light base



RVD 0025P Light base



RVD 0026P Light base



RVD 0007P Light base



RVD 0008P Light base



RVD 0017P Light base



RVD 0018P Light base



RVD 0027P Light base




RVD 0028P Light base



RVD 0009P Light base



RVD 0010P Light base




RVD 0019P Light base



RVD 0020P Light base



RVD 0029P Light base



RVD 0030P Light base

ANTICO VENEZIANO CLASSIC & MARMORINO CLASSIC COLOR-CHART

					
RVD 0031P Light base	RVD 0032P Light base	RVD 0041P Light base	RVD 0042P Light base	RVD 0051P Light base	RVD 0052P Light base
					
RVD 0033P Light base	RVD 0034P Light base	RVD 0043P Light base	RVD 0044P Light base	RVD 0053P Dark base	RVD 0054P Light base
					
RVD 0035P Light base	RVD 0036P Light base	RVD 0045P Light base	RVD 0046P Light base	RVD 0055P Dark base	RVD 0056P Dark base
					
RVD 0037P Light base	RVD 0038P Light base	RVD 0047P Light base	RVD 0048P Light base	RVD 0057P Light base	RVD 0058P Light base
					
RVD 0039P Light base	RVD 0040P Light base	RVD 0049P Light base	RVD 0050P Light base	RVD 0059P Light base	RVD 0060P Light base



RVD 0061P Light base



RVD 0062P Light base



RVD 0071P Light base



RVD 0072P Light base



RVD 0081P Dark base



RVD 0082P Dark base



RVD 0063P Light base



RVD 0064P Light base



RVD 0073P Light base



RVD 0074P Light base



RVD 0083P Dark base



RVD 0084P Dark base



RVD 0065P Light base



RVD 0066P Light base



RVD 0075P Light base



RVD 0076P Light base



RVD 0085P Light base



RVD 0086P Light base



RVD 0067P Light base



RVD 0068P Light base



RVD 0077P Light base



RVD 0078P Light base



RVD 0087P Light base



RVD 0088P Light base



RVD 0069P Light base



RVD 0070P Light base



RVD 0079P Dark base



RVD 0080P Dark base



RVD 0089P Light base



RVD 0090P Light base

ANTICO VENEZIANO CLASSIC & MARMORINO CLASSIC COLOR-CHART



RVD 0091P Light base



RVD 0092P Dark base



RVD 0101P Dark base



RVD 0102P Dark base



RVD 0111P Dark base



RVD 0112 Dark base



RVD 0093P Dark base



RVD 0094P Light base



RVD 0103P Light base



RVD 0104P Dark base



RVD 0113P Light base



RVD 0114 Light base



RVD 0095P Dark base



RVD 0096P Dark base



RVD 0105P Dark base



RVD 0106P Dark base



RVD 0115P Light base




RVD 0116 Light base




RVD 0097P Dark base




RVD 0098P Dark base




RVD 0107P Light base




RVD 0108P Dark base




RVD 0117P Light base




RVD 0118 Light base




RVD 0099P Light base



RVD 0100P Dark base




RVD 0109P Dark base



RVD 0110P Dark base



RVD 0119P Light base



RVD 0120 Light base



RVD 0121P Light base



RVD 0122P Light base



RVD 0131P Light base



RVD 0132P Light base



RVD 0141P Light base



RVD 0142P Light base



RVD 0123P Light base



RVD 0124P Light base



RVD 0133P Light base




RVD 0134P Light base



RVD 0143P Light base




RVD 0144P Light base



RVD 0125P Light base



RVD 0126P Light base



RVD 0135P Light base




RVD 0136P Light base



RVD 0145P Light base



RVD 0146P Light base



RVD 0127P Light base



RVD 0128P Light base



RVD 0137P Light base



RVD 0138P Light base




RVD 0147P Light base



RVD 0148P Light base



RVD 0129P Light base




RVD 0130P Light base




RVD 0139P Light base



RVD 0140P Light base



RVD 0149P Light base



RVD 0150P Light base

ANTICO VENEZIANO CLASSIC & MARMORINO CLASSIC COLOR-CHART

					
RVD 0151P Light base	RVD 0152P Light base	RVD 0161P Light base	RVD 0162P Light base	RVD 0171P Light base	RVD 0172P Light base
					
RVD 0153P Light base	RVD 0154P Light base	RVD 0163P Light base	RVD 0164P Light base	RVD 0173P Light base	RVD 0174P Light base
					
RVD 0155P Light base	RVD 0156P Light base	RVD 0165P Dark base	RVD 0166P Light base	RVD 0175P Light base	RVD 0176P Light base
					
RVD 0157P Light base	RVD 0158P Light base	RVD 0167P Dark base	RVD 0168P Light base	RVD 0177P Light base	RVD 0178P Light base
					
RVD 0159P Light base	RVD 0160P Light base	RVD 0169P Light base	RVD 0170P Light base	RVD 0179P Dark base	RVD 0180P Dark base



RVD 0181P Light base



RVD 0182P Light base



RVD 0191P Light base



RVD 0192P Light base



RVD 0201P Light base



RVD 0202P Light base



RVD 0183P Light base



RVD 0184P Light base



RVD 0193P Light base



RVD 0194P Light base



RVD 0203P Dark base



RVD 0204P Light base



RVD 0185P Light base



RVD 0186P Light base



RVD 0195P Light base



RVD 0196P Light base



RVD 0205P Dark base



RVD 0206P Light base



RVD 0187P Light base



RVD 0188P Light base



RVD 0197P Light base



RVD 0198P Light base




RVD 0207P Dark base




RVD 0208P Light base




RVD 0189P Light base



RVD 0190P Light base



RVD 0199P Light base



RVD 0200P Light base



RVD 0209P Dark base



RVD 0210P Dark base

ANTICO VENEZIANO CLASSIC & MARMORINO CLASSIC COLOR-CHART



RVD 0211P Dark base



RVD 0212P Dark base




RVD 0221P Dark base




RVD 0222P Dark base



RVD 0231P Light base



RVD 0232P Light base



RVD 0213P Dark base



RVD 0214P Dark base



RVD 0223P Dark base



RVD 0224P Dark base



RVD 0233P Light base




RVD 0234P Light base




RVD 0215P Light base




RVD 0216P Dark base



RVD 0225P Light base




RVD 0226P Light base



RVD 0235P Light base




RVD 0236P Dark base



RVD 0217P Dark base




RVD 0218P Dark base




RVD 0227P Light base




RVD 0228P Light base



RVD 0237P Light base




RVD 0238P Dark base




RVD 0219P Light base




RVD 0220P Dark base



RVD 0229P Light base



RVD 0230P Light base



RVD 0239P Light base



RVD 0240P Light base



RVD 0241P Light base



RVD 0242P Light base



RVD 0251P Light base



RVD 0252P Light base



RVD 0261P Dark base



RVD 0262P Light base



RVD 0243P Light base



RVD 0244P Light base



RVD 0253P Light base



RVD 0254P Light base



RVD 0263P Light base



RVD 0264P Light base




RVD 0245P Light base



RVD 0246P Dark base



RVD 0255P Light base



RVD 0256P Light base



RVD 0265P Light base



RVD 0266P Light base



RVD 0247P Dark base



RVD 0248P Dark base



RVD 0257P Light base



RVD 0258P Light base



RVD 0267P Light base



RVD 0268P Light base



RVD 0249P Dark base




RVD 0250P Dark base



RVD 0259P Light base



RVD 0260P Light base



RVD 0269P Light base



RVD 0270P Light base

ANTICO VENEZIANO CLASSIC & MARMORINO CLASSIC COLOR-CHART



RVD 0271P Light base



RVD 0272P Dark base



RVD 0273P Light base



RVD 0274P Dark base



RVD 0275P Light base



RVD 0276P Dark base



RVD 0277P Light base



RVD 0278P Dark base



RVD 0279P Dark base



RVD 0280P Dark base

MARMORINO CARRARA Lime based mineral plaster with natural Carrara's marble effect

MARMORINO CARRARA is the granular Venetian lime-based plaster with Carrara's marble effect for interiors and exterior. The main traditional component is well-aged slaked lime, natural marble microgranules and special fillers that guarantee comfortable workability and excellent results. The material allow to achieve the effect of natural marble Bianca Carrara and other colors of natural stone.









Protection MARMORINO CARRARA with natural wax

After 7 days of MARMORINO CARRARA application, it is possible to apply 1–2 coats of SPECCHIO CERA by stainless steel trowel or cellulose sponge and leave to dry at least for 6–8 hours. After drying, polish the surface with a natural wool cloth untill a gloss effect.

Technical details

Temperature of application:	+5–+35 °C	pH:	12–14
Relative humidity of application:	< 85 %	Weight solids:	60%
Completely dry:	7–12 days	Aspect:	polished marble
Density:	1,4–1,5 kg/l	Pack Size:	6–20–24kg
Drying time to cleaning:	30 days	Usage:	Interiors & Exteriors

System

								
1	Primer Normal * (concentrated)	1	1lt/90 m ²	800%	x		Roller	4–6 hr
2	Fondo a Calce **	1	1lt/8–10 m ²	20–25%	x		Roller	6–8 hr
3	Marmorino Carrara	2	1kg/1–1,5 m ²			Color chart	Trowel	12–24 hr
4	Specchio Cera ***	1–2	1lt/20–35 m ²		x		Trowel Wool cloth	24 hr



* Type of preparation surface is the same for painting. We recommend using the plaster ORSO INFINITY for finishing preparation of walls. Recommended fixative is acrylic based PRIMER NORMAL.

** To improve maximum adhesion of a surface recommended using the special primer FONDO A CALCE.

*** SPECCHIO CERA is the special wax protection for getting the best water resistant properties of surfaces.

M A R M O R I N O C A R R A R A





MARMORINO CARRARA



CARRARA'S MARBLE TEXTURE DESIGN

IDEA CODE: 438





NCP 001P



NCP 006P



NCP 011P



NCP 015P



NCP 020P



NCP 026P



NCP 002P



NCP 007P



NCP 012P



NCP 016P



NCP 021P



NCP 027P



NCP 003P



NCP 008P



NCP 013P




NCP 017P



NCP 022P




NCP 028P




NCP 004P




NCP 009P




NCP 014P




NCP 018P



NCP 023P




NCP 029P




NCP 005P




NCP 010P



NCP 025P



NCP 019P



NCP 024P



NCP 030P



NCP 031P



NCP 037P



NCP 043P



NCP 049P



NCP 054P



NCP 059P



NCP 032P



NCP 038P



NCP 044P



NCP 050P



NCP 055P



NCP 060P



NCP 033P



NCP 039P



NCP 045P




NCP 051P




NCP 056P



NCP 061P




NCP 034P



NCP 040P



NCP 046P




NCP 052P




NCP 057P




NCP 062P



NCP 035P NCP 036P



NCP 041P NCP 042P



NCP 047P NCP 048P



NCP 053P



NCP 058P



NCP 063P NCP 064P



NCP 065P



NCP 070P



NCP 076P



NCP 081P



NCP 086P



NCP 092P



NCP 066P



NCP 071P



NCP 077P



NCP 082P



NCP 087P



NCP 093P



NCP 067P



NCP 072P



NCP 078P



NCP 083P



NCP 088P




NCP 094P



NCP 068P



NCP 073P



NCP 079P



NCP 084P



NCP 089P



NCP 095P



NCP 069P



NCP 074P NCP 075P



NCP 080P



NCP 085P



NCP 090P



NCP 096P



NCP 097P



NCP 102P



NCP 107P



NCP 112P



NCP 116P



NCP 121P



NCP 098P



NCP 103P



NCP 108P



NCP 113P



NCP 117P



NCP 122P



NCP 099P



NCP 104P



NCP 109P



NCP 114P




NCP 118P




NCP 123P



NCP 100P



NCP 105P



NCP 110P




NCP 115P




NCP 119P




NCP 124P



NCP 101P



NCP 106P



NCP 111P



NCP 091P



NCP 120P



NCP 125P



NCP 126P



NCP 131P



NCP 137P



NCP 142P



NCP 148P



NCP 154P



NCP 127P



NCP 132P



NCP 138P



NCP 143P



NCP 149P



NCP 155P



NCP 128P



NCP 133P



NCP 139P



NCP 144P




NCP 150P



NCP 156P




NCP 129P




NCP 134P



NCP 140P



NCP 145P



NCP 151P



NCP 157P




NCP 130P




NCP 135P NCP 136P




NCP 141P



NCP 146P NCP 147P



NCP 152P



NCP 158P

MARMORINO CARRARA & MARMORINO X FLOOR COLOR-CHART



NCP 159P



NCP 164P



NCP 169P



NCP 175P



NCP 160P



NCP 165P



NCP 170P



NCP 176P



NCP 161P



NCP 166P



NCP 171P



NCP 177P



NCP 162P



NCP 167P



NCP 172P




NCP 178P



NCP 163P




NCP 168P



NCP 173P

NCP 174P



NCP 179P



TEXTURED LINE

CRATERIA

INTONACHINO

LOFT

NEWTONE

ROCCIA

SETA STUCCO

TRAVERTINO IMPERIUM / DELICATE

VELVET

SEQUOIA

HOOPER 3









CRATERIA Mineral acrylic based decorative plaster

CRATERIA is the acrylic textured plaster with a specially selected marble powder and grains, which provide breathability, versatility and excellent durability. This material allow to create a delicately matte surface with many evenly distributed micro craters, which will provide a noble matte appearance with a pleasant tactile effect. The material is very convenient for working with stencil patterns or for creating deep textured coverings.

Technical details

Temperature of application:	+5–+35 °C	pH:	7–8
Relative humidity of application:	< 85 %	Weight solids:	72%
Completely dry:	24 hours	Aspect:	matt
Density:	1,45–1,55 kg/lt	Pack Size:	6–20–24kg
Drying time to cleaning:	30 days	Usage:	Interiors & Exteriors

System

							
1	Primer Normal * (concentrated)	1	1lt/90 m ²	800%	x	Roller	4–6 hr
2	Ruvido **	1	1lt/8–10 m ²	25–30%	x	Roller	6–8 hr
3	Crateria	2	1–1,5 kg/1 m ²		Color chart	Trowel	12–24 hr



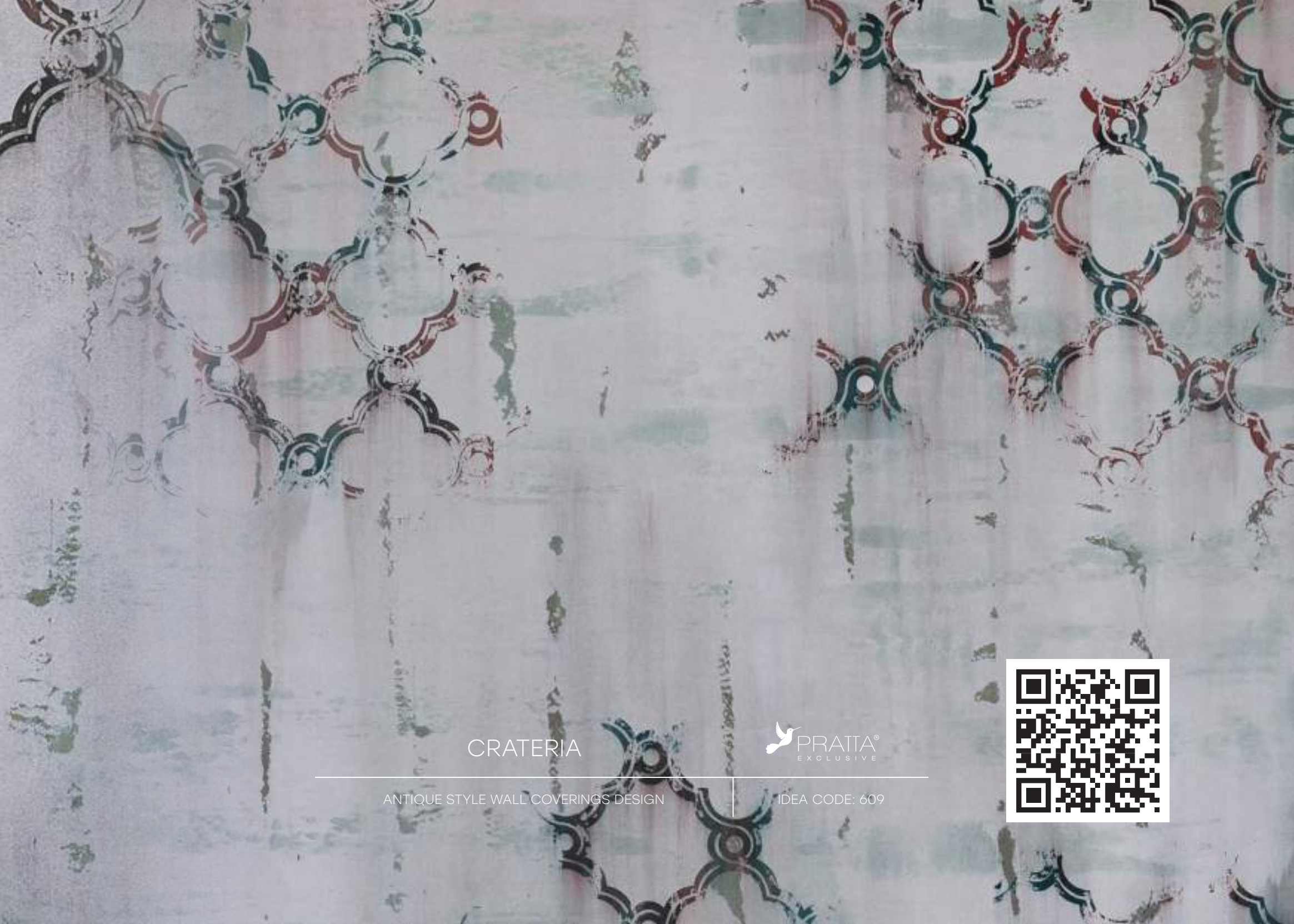
* Type of preparation surface is the same for painting. We recommend using the plaster ORSO INFINITY for finishing preparation of walls. Recommended fixative is acrylic based PRIMER NORMAL.

** RUVIDO is the special tintable quartz primer with high adhesive effect and perfect coverage for interiors and exterior using.

C R A T E R I A







CRATERIA

 PRATTA®
EXCLUSIVE

ANTIQUE STYLE WALL COVERINGS DESIGN

IDEA CODE: 609











INTONACHINO Lime based decorative plaster for exteriors and interior

INTONACHINO is the traditional Italian decorative coating for interior and exterior, based on natural marble and slaked lime. Thanks to its unique composition, INTONACHINO creates a voluminous rough surface. The coating is resistant to external influences, has a high permeability, it has a long drying time, which ensures its comfortable application outdoors.

Technical details

Temperature of application:	+5–+35 °C	pH:	12–14
Relative humidity of application:	< 85 %	Weight solids:	75%
Completely dry:	24 hours	Aspect:	antique stone
Drying time to cleaning:	30 days	Pack Size:	6–20–24kg
Density:	1,7–1,8 kg/lt	Usage:	Interiors & Exteriors

System

							
1	Primer Normal * (concentrated)	1	1lt/90 m ²	800%	x	Roller	4–6 hr
2	Fondo a Calce **	1	1lt/8–10 m ²	20–25%	x	Roller	6–8 hr
3	Intonachino	1–2	Individual ***		Color chart	Trowel	12–24 hr
4	Velatura / Cerato	1–2	1lt/8–10 m ²		Color chart	Sponge	6–8 hr

Types ***



Coarse
size of grains 1,2–1,5 mm
(yield 1 kg / 0,3–0,4 m²)



Medium
size of grains 0,7–1 mm
(yield 1 kg / 0,5– 0,7 m²)



Fine
size of grains 0,3–0,5 mm
(yield 1 kg / 0,7–1 m²)



* Type of preparation surface is the same for painting. We recommend using the plaster ORSO INFINITY for finishing preparation of walls. Recommended fixative is acrylic based PRIMER NORMAL.

** To improve maximum adhesion of a surface recommended using the special primer FONDO A CALCE.

I N T O N A C H I N O






INTONACHINO

MARINE DESIGN BY SAHARA TROWEL



IDEA CODE: 526





GG collection

01



GG collection

04



GG collection

07



GG collection

02



GG collection

05



GG collection

08



GG collection

03



GG collection

06



GG collection

09



GG collection

10



GG collection

13



GG collection

11



GG collection

12





Renaissance collection

01



Renaissance collection

04



Renaissance collection

07



Renaissance collection

02



Renaissance collection

05



Renaissance collection

08



Renaissance collection

03



Renaissance collection

06



Renaissance collection

09



Renaissance collection

10



Renaissance collection

11



Renaissance collection

12











LOFT Mineral decorative plaster for concrete effect

LOFT is the decorative coating based on slaked lime, marble powder and quartz grains, the perfect balance of which allow to reproduce the effect of the natural surface of concrete. Due to a predominantly natural composition of the material, it is environmentally friendly for residential premises, durable and has excellent resistance to aggressive agents in industrial or marine areas, as well as to ultraviolet rays and mold.

Technical details

Temperature of application:	+5–+35 °C	pH:	12–14
Relative humidity of application:	< 85 %	Weight solids:	75%
Completely dry:	24 hours	Aspect:	matt
Drying time to cleaning:	30 days	Pack Size:	6–20–24kg
Density:	1,4–1,5 kg/lt	Usage:	Interiors & Exteriors

System

							
1	Primer Normal *	1	1lt/90 m ²	800%	x	Roller	4–6 hr
2	Fondo a Calce **	1	1lt/10 m ²	20–25%	x	Roller	6–8 hr
3	Loft	1–2	1kg/0,5–1 m ²		Color chart	Inox trowel	12–24 hr
4	Velatura / Cerato	1–2	1lt/6–8 m ²		Color chart	Sponge	6–8 hr



* Type of preparation surface is the same for painting. We recommend using the plaster ORSO INFINITY for finishing preparation of walls. Recommended fixative is acrylic based PRIMER NORMAL.

** To improve maximum adhesion of a surface recommended using the special primer FONDO A CALCE.

L O F T





LOFT

AGED WALLS DESIGN WITH RUSTY EFFECT



IDEA CODE: 606







LOFT



REAL CONCRETE EFFECT WALL DESIGN

IDEA CODE: 588





LOFT 01



LOFT 03



LOFT 05



LOFT 07



LOFT 09



LOFT 02



LOFT 04



LOFT 06



LOFT 08



LOFT 10



LOFT 11



LOFT 13



LOFT 15



LOFT 12



LOFT 14



LOFT 16











NEWTONE Slaked lime plaster for artwork

NEWTONE is a fundamentally new level in the line of decorative coatings based on slaked lime, which have high strength and environmental friendliness, which fully contributes to a comfortable life. NEWTONE is developed on a base of the specific properties of lime hydrate, selected marble and natural quartz powder, which, with an ideal balance, provide excellent coverage and formability. The presence of special plasticizers in the material ensures the implementation of a high thickness (2–3 mm), which allow to create artistic stencil micro-detailed ornaments. NEWTONE is certified as a non-flammable coating, so it can be used to cover surfaces in fire evacuation zones.

Technical details

Temperature of application:	+5–+35 °C	pH:	12–14
Relative humidity of application:	< 85 %	Weight solids:	60%
Completely dry:	24 hours	Aspect:	matt
Density:	1,4–1,5 kg/lt	Pack Size:	6–20–24kg
Drying time to cleaning:	30 days	Usage:	Interiors & Exteriors

System

								
1	Primer Normal * (concentrated)	1–2	1lt/90 m ²	800%	x	Roller	4–6 hr	
2	Fondo a Calce **	1	1lt/10 m ²	20–25%	Color chart	Roller	6–8 hr	
3	Newtone	1–2	0,5–1kg/1 m ²		Color chart	Trowel	8–12 hr	
4	Velatura / Cerato	1–2	1lt/6–8 m ²		Color chart	Sponge	6–8 hr	




* Type of preparation surface is the same for painting. We recommend using the plaster ORSO INFINITY for finishing preparation of walls. Recommended fixative is acrylic based PRIMER NORMAL.

** To improve maximum adhesion of a surface recommended using the special primer FONDO A CALCE.

N E W T O N E





NEWTONE

ANTIQUÉ WALLS EFFECT WITH STENCIL ORNAMENT



IDEA CODE: 508






NEWTONE



ART STENCIL DESIGN OF ANTIQUE EFFECT WALL

IDEA CODE: 679





NEWTONE NCP 005P



NEWTONE NCP 030P



NEWTONE NCP 053P



NEWTONE NCP 075P



NEWTONE NCP 106P



NEWTONE NCP 130P



NEWTONE NCP 010P



NEWTONE NCP 036P



NEWTONE NCP 054P



NEWTONE NCP 080P



NEWTONE NCP 111P



NEWTONE NCP 136P



NEWTONE NCP 014P




NEWTONE NCP 042P



NEWTONE NCP 058P




NEWTONE NCP 091P



NEWTONE NCP 115P



NEWTONE NCP 141P



NEWTONE NCP 019P




NEWTONE NCP 044P



NEWTONE NCP 064P



NEWTONE NCP 096P




NEWTONE NCP 120P



NEWTONE NCP 153P




NEWTONE NCP 025P



NEWTONE NCP 048P




NEWTONE NCP 069P



NEWTONE NCP 101P



NEWTONE NCP 128P



NEWTONE NCP 158P



VLT 0007P



Bicolor: VLT 0007 / VLT 0029



Bicolor: VLT 0007 / VLT 0037



VLT 0005



Bicolor: VLT 0029 / VLT 0058



VLT0029



Bicolor: VLT 0028 / VLT 0001



Bicolor: VLT 0065 / VLT 0061



VLT 0065



VLT 0042



Bicolor: VLT 0026 / VLT 0069



Bicolor: VLT 0005 / VLT 0114









ROCCIA Mouldable mineral plaster

ROCCIA is the decorative plaster of large thickness (up to 10 mm) with selected fillers for interiors. Impregnated with special elastomeric resins, ROCCIA provides concealment a surface irregularities, restrains surface cracks and suppresses echoes in the room. The elastic properties and lightness of the material allow to create many different texture effects and artistic stencil coatings.

Technical details

Temperature of application:	+5–+35 °C	pH:	7–8
Relative humidity of application:	< 85 %	Weight solids:	62%
Completely dry:	24 hours	Aspect:	matt
Drying time to cleaning:	30 days	Pack Size:	6–20–24kg
Density:	1,2–1,4 kg/l	Usage:	Interiors

System

								
1	Primer Normal * (concentrated)	1	1lt/90 m ²	800%	x	Roller	4–6 hr	
2	Ruvido **	1	1lt/8–10 m ²	25–30%	x	Roller	6–8 hr	
3	Roccia	3	1kg/0,5–1 m ²	< 20%	Color chart	Inox Trowel	12–24 hr	
4	Velatura / Cerato	1–2	1lt/8–10 m ²	< 50%	Color chart	Sponge	6–8 hr	



* Type of preparation surface is the same for painting. We recommend using the plaster ORSO INFINITY for finishing preparation of walls. Recommended fixative is acrylic based PRIMER NORMAL.

** RUVIDO is the special tintable quartz primer with high adhesive effect and perfect coverage for interiors and exterior using.

R O C C I A





ROCCIA



ARDESIA SLATE EFFECT WITH VINTAGE SHADES

IDEA CODE: 510





ROCCIA

LINEN FABRIC EFFECT



IDEA CODE: 662





ArtAsia 001P



ArtAsia 003P



ArtAsia 005P



ArtAsia 007P



ArtAsia 009P



ArtAsia 011P



ArtAsia 002P



ArtAsia 004P



ArtAsia 006P



ArtAsia 008P



ArtAsia 010P



ArtAsia 012P











SETA STUCCO Lime based mineral plaster with natural pearl effect

SETA STUCCO is the decorative covering made of hydrated and micronized lime, marble powder and mother of pearl additive. It is formulated with inorganic pigments, special additives and inert minerals. This allow to reproduce the stone effect with light silk shining. It is recommended for application to interior & exterior walls of prestigious modern and antique buildings.

Technical details

Temperature of application:	+5–+35 °C	pH:	12–14
Relative humidity of application:	< 85 %	Weight solids:	75%
Completely dry:	24 hours	Aspect:	satin pearl
Density:	1,7–1,8 kg/l	Pack Size:	6–20–24kg
Drying time to cleaning:	30 days	Usage:	Interiors & Exteriors

System

								
1	Primer Normal * (concentrated)	1	1lt/90 m ²	800%	x	Roller	4–6 hr	
2	Fondo a Calce **	1	1lt/10 m ²	20–25%	x	Roller	6–8 hr	
3	Stucco Seta	2	1kg/0,7–1 m ²		Color chart	Trowel	8–12 hr	
4	Cerato	2	1lt/8–10 m ²		Color chart	Sponge	6–8 hr	



* Type of preparation surface is the same for painting. We recommend using the plaster ORSO INFINITY for finishing preparation of walls. Recommended fixative is acrylic based PRIMER NORMAL.

** To improve maximum adhesion of a surface recommended using the special primer FONDO A CALCE.

S E T A S T U C C O





10 ↓

SETA STUCCO



HI-TECH STYLE WALL FINISH IN THE OFFICE CENTER

IDEA CODE: 511





SETA STUCCO

SETA STUCCO STENCILS



IDEA CODE: 608











TRAVERTINO IMPERIUM Lime based mineral plaster with natural travertine effect

TRAVERTINO IMPERIUM is the special product for interiors and exterior, which allow to represent the effect of natural Roman travertine. The coating emphasizes the volume of the architectural construction, especially niches and columns, creating unique details of natural travertine. The porosity of the coating completely represents the structure of the stone and the additional play of shades. The material is based on slaked lime and natural marble powders, which determines the strength, vapor permeability and the high end environmental friendliness of the coating.

Technical details

Temperature of application:	+5–+35 °C	pH:	12–14
Relative humidity of application:	< 85 %	Weight solids:	75%
Completely dry:	24 hours	Aspect:	antique marble
Drying time to cleaning:	30 days	Pack Size:	6–20–24kg
Density:	1,4–1,6 kg/l	Usage:	Interiors & Exteriors

System

								
1	Primer Normal * (concentrated)	1	1lt/90 m ²	800%	x	Roller	4–6 hr	
2	Fondo a Calce **	1	1lt/10 m ²	20–25%	x	Roller	6–8 hr	
3	Travertino Imperium	1–2	1kg/0,5–1 m ²		Color chart	Trowel	8–12 hr	
4	Velatura / Cerato	1–2	1lt/6–8 m ²		Color chart	Sponge	6–8 hr	



Finishing TRAVERTINO IMPERIUM with colored veiled effect: after 24 hours TRAVERTINO IMPERIUM application, it is possible to apply 1 coat of VELATURA / CERATO in order to protect surface and obtain an antique effects.

* Type of preparation surface is the same for painting. We recommend using the plaster ORSO INFINITY for finishing preparation of walls. Recommended fixative is acrylic based PRIMER NORMAL.

** To improve maximum adhesion of a surface recommended using the special primer FONDO A CALCE.

TRAVERTINO

I M P E R I U M






TRAVERTINO IMPERIUM

NATURAL TRAVERTINE STONE DESIGN



IDEA CODE: 589





TRAVERTINO IMPERIUM



NATURAL TRAVERTINE STONE DESIGN

IDEA CODE: 365











TRAVERTINO IMPERIUM DELICATE Lime based mineral plaster with natural travertine effect

TRAVERTINO IMPERIUM DELICATE is the special product for interiors and exterior, which allow to represent the effect of natural travertine. The coating emphasizes the volume of the architectural construction, especially niches and columns, creating unique details of natural travertine. The porousness of the coating completely represents the structure of the stone and the additional play of shades. The material is based on slaked lime and natural marble powders, which determines the strength, vapor permeability and the high end environmental friendliness of the coating.

Technical details

Temperature of application:	+5–+35 °C	pH:	12–14
Relative humidity of application:	< 85 %	Weight solids:	75%
Completely dry:	24 hours	Aspect:	antique marble
Drying time to cleaning:	30 days	Pack Size:	6–20–24kg
Density:	1,4–1,6 kg/l	Usage:	Interiors & Exteriors

System

								
1	Primer Normal * (concentrated)	1	1lt/90 m ²	800%	x	Roller	4–6 hr	
2	Fondo a Calce **	1	1lt/10 m ²	20–25%	x	Roller	6–8 hr	
3	Travertino Imperium Delicate	1–2	1kg/0,7–1 m ²		Color chart	Trowel	8–12 hr	
4	Velatura / Cerato	1–2	1lt/6–8 m ²		Color chart	Sponge	6–8 hr	



Finishing TRAVERTINO IMPERIUM DELICATE with colored veiled effect: after 24 hours TRAVERTINO IMPERIUM DELICATE application, it is possible to apply 1 coat of VELATURA / CERATO in order to protect surface and obtain an antique effects.

* Type of preparation surface is the same for painting. We recommend using the plaster ORSO INFINITY for finishing preparation of walls. Recommended fixative is acrylic based PRIMER NORMAL.

** To improve maximum adhesion of a surface recommended using the special primer FONDO A CALCE.

TRAVERTINO
I M P E R I U M
D E L I C A T E





TRAVERTINO IMPERIUM DELICATE



MATERIC DESIGN OF WALLS

IDEA CODE: 633







VELVET Mineral plaster based on velvet lime with the effect of matte velvet

VELVET is the special product for interiors that creates a matte surface with the effect of natural velvet (corduroy) fabric with pleasant tactile sensation. The material is based on slaked lime and natural marble powders, which determines the strength, vapor permeability and environmental friendliness of the high-class coating.

Technical details

Temperature of application:	+5–+35 °C	pH:	12–14
Relative humidity of application:	< 85 %	Weight solids:	60%
Completely dry:	24 hours	Aspect:	matt deep
Drying time to cleaning:	30 days	Pack Size:	6–20–24kg
Density:	1,4–1,5 kg/l	Usage:	Interiors

System

								
1	Primer Normal * (concentrated)	1	1lt/90 m ²	800%	x	Roller	4–6 hr	
2	Fondo a Calce **	1	1lt/10 m ²	20–25%	x	Roller	6–8 hr	
3	Velvet	2–3	1kg/0,8–1 m ²		Color chart	latex sponge Inox trowel	8–12 hr	



* Type of preparation surface is the same for painting. We recommend using the plaster ORSO INFINITY for finishing preparation of walls. Recommended fixative is acrylic based PRIMER NORMAL.

** To improve maximum adhesion of a surface recommended using the special primer FONDO A CALCE.

V E L V E T





VELVET

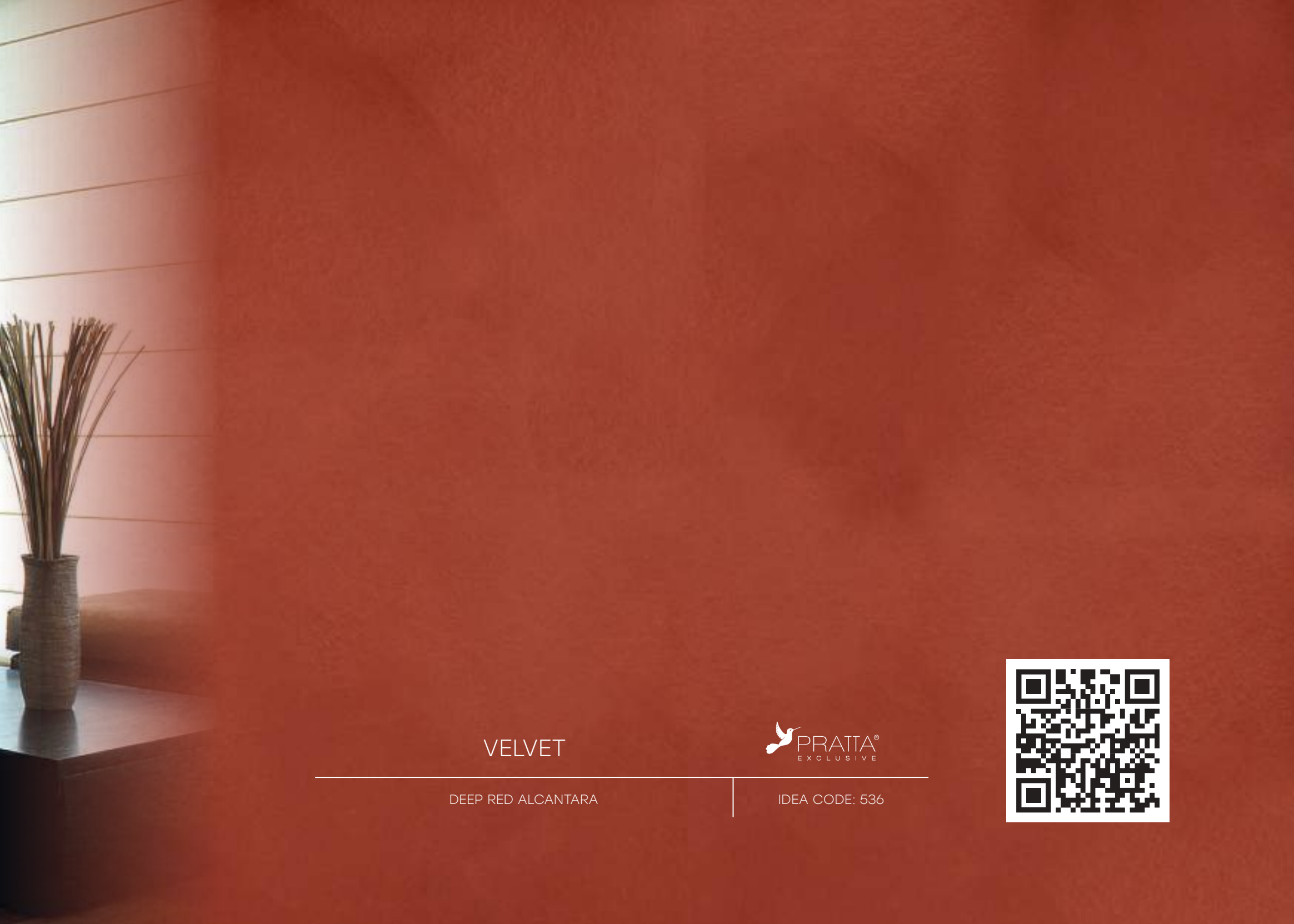


VELVET TEXTILE DESIGN WITH SOFT TOUCH

IDEA CODE: 674







VELVET

DEEP RED ALCANTARA



IDEA CODE: 536











SEQUOIA Creative mineral stucco for textures modelling

SEQUOIA is the environmentally friendly modelling decorative plaster with a high texture detail and the possibility of polishing to a mirror shine for interior spaces. It has been recognized as the best material among professional artists for creative realizations since 2017. Its main innovation allows reproducing on the wall the effect of the root of wood and marble with high detail of color and texture, giving the surface a character of a natural beauty.

Technical details

Temperature of application:	+5–+35 °C	pH:	7–8
Relative humidity of application:	< 85 %	Weight solids:	65%
Completely dry:	24 hours	Aspect:	matt/gloss
Density:	1,6–1,65 kg/lt	Usage:	Interiors
Drying time to cleaning:	30 days	Pack size:	6–20–24kg

System

								
1	Primer Normal * (concentrated)	1	1lt/90 m ²	800%	x	Roller	4–6 hr	
2	Ruvido **	1	1lt/8–10 m ²	25–30%	x	Roller	6–8 hr	
3	Sequoia	2–4	1kg/0,3–1 m ²	< 10%	Color chart	Roller Trowel	12–24 hr	



* Type of preparation surface is the same for painting. We recommend using the plaster ORSO INFINITY for finishing preparation of walls. Recommended fixative is acrylic based PRIMER NORMAL.

** RUVIDO is the special tintable quartz primer with high adhesive effect and perfect coverage for interiors and exterior using.

S E Q U O I A





SEQUOIA



FABULOUS ARTISTIC EFFECT OF NATURAL WOLF FUR FOR WALLS

IDEA CODE: 601





sequoia 001P



sequoia 003P



sequoia 005P



sequoia 007P



sequoia 009P



sequoia 002P




sequoia 004P



sequoia 006P



sequoia 008P



sequoia 010P



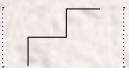







HOOPER 3 Mineral elastic decorative plaster for Exteriors & Interiors

HOOPER 3 is special decorative plaster based on mineral powder, 100% siloxane emulsion and special quartz fillers, which provide decorative coating to high water resistance, perfect vapor permeability, durability, UV-resistance, temperature saving, self-cleaning.

Technical details

Temperature of application:	0–+35 °C	pH:	12–14
Relative humidity of application:	< 80 %	Weight solids:	75%
Completely dry:	24 hours	Aspect:	antique marble
Drying time to cleaning:	30 days	Pack Size:	6–20–24kg
Density:	1,4–1,6 kg/l	Usage:	Interiors & Exteriors

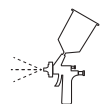
System

							
1	Primer Normal * (concentrated)	1	1lt/90 m ²	800%	x	Roller	4–6 hr
2	Hooper 3	1–2	1kg/0,5–1 m ²		Color chart	Trowel or Spray	6–8 hr

Types



Coarse
size of grains 0,5–1 mm



Adapted for mechanical
spray application.



* Type of preparation surface is the same for painting. We recommend using the plaster ORSO INFINITY for finishing preparation of walls. Recommended fixative is acrylic based PRIMER NORMAL.



H O O P E R





HOOPER



EXTERIOR OF A HOUSE WITH BEIGE COLOUR DECORATIVE PLASTER

IDEA CODE: 569





NCP 003P



NCP 010P



NCP 019P



NCP 028P



NCP 035P



NCP 042P



NCP 004P



NCP 013P



NCP 022P



NCP 029P



NCP 036P



NCP 045P



NCP 005P



NCP 014P



NCP 023P



NCP 030P



NCP 039P



NCP 046P



NCP 008P



NCP 017P



NCP 024P



NCP 033P




NCP 040P




NCP 047P



NCP 009P



NCP 018P




NCP 025P



NCP 034P



NCP 041P



NCP 048P



NCP 051P



NCP 058P



NCP 067P



NCP 074P



NCP 083P



NCP 090P



NCP 052P



NCP 061P



NCP 068P



NCP 075P



NCP 084P



NCP 091P



NCP 053P



NCP 062P



NCP 069P



NCP 078P



NCP 085P



NCP 094P



NCP 056P



NCP 063P



NCP 072P



NCP 079P



NCP 088P



NCP 095P



NCP 057P



NCP 064P



NCP 073P



NCP 080P



NCP 089P



NCP 096P



NCP 099P



NCP 106P



NCP 115P



NCP 124P



NCP 133P



NCP 140P



NCP 100P



NCP 109P



NCP 118P



NCP 125P



NCP 134P



NCP 141P



NCP 101P



NCP 110P




NCP 119P



NCP 128P



NCP 135P



NCP 144P



NCP 104P



NCP 111P




NCP 120P



NCP 129P




NCP 136P



NCP 145P




NCP 105P



NCP 114P




NCP 123P



NCP 130P



NCP 139P




NCP 146P



NCP 147P




NCP 156P



NCP 163P




NCP 172P



NCP 179P




NCP 150P




NCP 157P



NCP 166P




NCP 173P




NCP 180P



NCP 151P




NCP 158P



NCP 167P




NCP 174P



NCP 152P



NCP 161P



NCP 168P



NCP 177P




NCP 153P



NCP 162P



NCP 171P



NCP 178P

THIS COLOR-CHART
SUPPORTS:

CRATERIA
INTONACHINO
LOFT
NEWTONE
ROCCIA
SETA STUCCO
TRAVERTINO IMPERIUM / DELICATE
VELVET
SEQUOIA
HOOPER 3





DECOR PAINTS & FINISHES LINE

SIROCCO

PHANTOM

PHANTOM NUANCE

FANTASIA

METALLINE

CERATO

VELATURA









SIROCCO Sand effect washable decorative paint

SIROCCO is the decorative paint for brush application in interiors with selected quartz additives and a natural pearl pigment. Thanks to the unique combination of these components, the material creates a visual natural sandy texture effect and a soft play of gloss on the walls. SIROCCO allow achieving beautiful color and tactile effects, creates a comfortable environment and meets the most advanced trends in the interior design.

Technical details

Temperature of application:	+5–+35 °C	pH:	7–8
Humidity:	< 85 %	Weight solids:	60%
Completely dry:	24 hours	Aspect:	pearl sand
Density:	1,3–1,4 kg/lit	Pack Size:	4–14 lt
Drying time to cleaning:	30 days	Usage:	Interiors

System

							
1	Primer Normal * (concentrated)	1	1lt/90 m ²	800%	x	Roller	4–6 hr
2	Primer Liscio **	1	1lt/8–10 m ²	25–30%	Color chart	Roller	6–8 hr
3	Sirocco	1–2	1lt/6–8 m ²		Color chart	Brush	12–24 hr

Types



Cool base (Silver) –
for creating cold colors



Gold base –
for creating pure gold
colorable other shades



Warm base (Light gold) –
for creating warm colors



Luxury White –
white pearl base



* Type of preparation surface is the same for painting. We recommend using the plaster ORSO INFINITY for finishing preparation of walls. Recommended fixative is acrylic based PRIMER NORMAL.

** PRIMER LISCIO is the special tintable primer as a background, providing reduced absorption of surfaces and easy adhesion for subsequent coatings. It could be tinted in different colors.

SIROCCO exists in DIAMOND edition – is a sand effect paint with metallic nuances of gold or silver glitters. This effect reached by special additives – glitters, which presented in different colors and shades. For creating SIROCCO DIAMOND edition you need 180 gr of glitters per 4 lt of SIROCCO Base. If need colour from color chart, then before putting glitters you need to tint SIROCCO Base.

S I R O C C O





S I R O C C O

SAND BARCHAN EFFECT



IDEA CODE: 521





SRC 0005P

Barchan effect



SRC 0006P

Barchan effect



SRC 0017P

Barchan effect



SRC 0007P




SRC 0010P



SRC 0012P



SRC 0015P



SRC 0001P



SRC 0003P



SRC 0008P




SRC 0011P



SRC 0013P



SRC 0016P



SRC 0002P



SRC 0004P



SRC 0009P



SRC 0014P



SRC 0022P

Lines effect



SRC 0023P

Barchan effect




Gold base

Rain effect



SRC 0018P




SRC 0020P



SRC 0024P




SRC 0026P




SRC 0028P



SRC 0030P



SRC 0019P



SRC 0021P



SRC 0025P



SRC 0027P



SRC 0029P



SRC 0031P

PHANTOM Matt glittered coating with iridescent effect









PHANTOM is the charming decorative finish with silver reflections that will decorate your space with the softness of starlight. It is recommended for finishing villas, luxury apartments, hotels and shops.

PHANTOM NUANCE is the fascinating decorative finishing with golden reflections, that wears any space softness of golden glittering. Because of its elegance Phantom is ideal for decoration of internal walls of modern and antiques prestige buildings such as villas, hotels, banks and offices.

Technical details

Temperature of application:	+5–+35 °C	pH:	7–8
Relative humidity of application:	< 85 %	Weight solids:	46%
Completely dry:	24 hours	Aspect:	matt glittered
Drying time to cleaning:	30 days	Pack Size:	0,75–4 lt
Density:	0,8–0,9 kg/lt	Usage:	Interiors & Exteriors

System

							
1	Primer Normal * (concentrated)	1	1lt/90 m ²	800%	x	Roller	4–6 hr
2	Ruvido **	1	1lt/8–10 m ²	25–30%	Color chart	Roller	6–8 hr
3	Phantom Phantome Nuance	2–3	1lt/5–6 m ²	20%	Color chart	Brush	6–8 hr

Types



Phantom –
matt with silver glitters



Phantom Nuance –
golden matt with golden glitters



 Please be attention, put glitters in PHANTOM or PHANTOM NUANCE basic material before the application.

* Type of preparation surface – the same for painting. We recommend to use ORSO INFINITY plaster for finish preparation of walls. Recommended fixative is acrylic based – PRIMER NORMAL.

** RUVIDO is the special tintable quartz primer with high adhesive effect and perfect coverage for interiors and exterior using. Using Phantom or Phantom Nuance color-chart, tint primer Ruvido by the same formula as for decorative base (PHN****)

PHANTOM / PHANTOM NUANCE





PHANTOM NUANCE



CLASSIC TERRA-COTTA COLOUR WITH GOLDEN NUANCES WALL FINISH

IDEA CODE: 518





PHANTOM



DEEP BLUE WALL FINISHING WITH GLITTERS

IDEA CODE: 517





Base Phantom




Base Phantom Nuance



PHN 0009P




PHN 0014P



PHN 0019P




PHN 0024P



PHN 0001P



PHN 0005P



PHN 0010P



PHN 0015P



PHN 0020P



PHN 0025P




PHN 0002P



PHN 0006P



PHN 0011P



PHN 0016P



PHN 0021P



PHN 0026P




PHN 0003P



PHN 0007P



PHN 0012P



PHN 0017P




PHN 0022P




PHN 0027P




PHN 0004P




PHN 0008P



PHN 0013P



PHN 0018P



PHN 0023P



PHN 0028P



PHN 0029P



PHN 0034P



PHN 0039P




PHN 0044P




PHN 0049P



PHN 0054P



PHN 0030P




PHN 0035P



PHN 0040P



PHN 0045P




PHN 0050P



PHN 0055P



PHN 0031P



PHN 0036P



PHN 0041P



PHN 0046P




PHN 0051P



PHN 0056P



PHN 0032P



PHN 0037P



PHN 0042P



PHN 0047P




PHN 0052P




PHN 0057P




PHN 0033P



PHN 0038P



PHN 0043P



PHN 0048P




PHN 0053P



PHN 0058P




PHN 0059P Nuance base



PHN 0064P Nuance base




PHN 0060P Nuance base




PHN 0065P Nuance base




PHN 0061P Nuance base




PHN 0066P Nuance base



PHN 0062P Nuance base



PHN 0067P Nuance base



PHN 0063P Nuance base



PHN 0068P Nuance base











FANTASIA Mother of pearl effect decorative paint

FANTASIA is the washable pearl cream effect decor paint based on modern fillers and special natural pearly components, which make the product highly creative in terms of the variety of decorative effects that can be achieved. A trowel, spray, brush, roller, marine-sponge, the imagination of the designer and the skilled hand of an artisan create unique design for every environment.

Technical details

Temperature of application:	+5–+35 °C	pH:	7–8
Relative humidity of application:	< 85 %	Weight solids:	43%
Completely dry:	24 hours	Aspect:	mother of pearl
Density:	1–1,1 kg/lt	Pack Size:	0,75–4–14 lt
Drying time to cleaning:	30 days	Usage:	Interiors & Exteriors

System

								
1	Primer Normal * (concentrated)	1	1lt/90 m ²	800%	x	Roller	4–6 hr	
2	Primer Liscio **	1–2	1lt/8–10 m ²	25–30%	Color chart	Roller	6–8 hr	
3	Fantasia	1–2	1lt/8–12 m ²	< 25%	Color chart	Brush	12–24 hr	

Types



Cool base (Silver) –
for creating cold colors



Gold base –
light gold colorable other shades



* Type of preparation surface is the same for painting. We recommend using the plaster ORSO INFINITY for finishing preparation of walls. Recommended fixative is acrylic based PRIMER NORMAL.

** PRIMER LISCIIO is the special tintable primer as a background, providing reduced absorption of surfaces and easy adhesion for subsequent coatings. It could be tinted in different colors.

Thanks to its translucent property FANTASIA can be used like additional finish decorative covering for different lime based and mineral decorative plasters. For example: TRAVERTINO IMPERIUM, ROCCIA, CRATERIA, MARMORINO CARRARA, INTONACHINO, LOFT etc. FANTASIA decorative covering provides perfect mother of pearl effect and high water resistant also.

FANTASIA





FANTASIA



CRISSCROSS DESIGN WITH MOTHER OF PEARL EFFECT

IDEA CODE: 646











METALLINE Metallic effect decorative finish

METALLINE is the decorative finish with a metal effect based on modern fillers and special natural metallized components that make the product very creative in terms of the variety of possible decorative effects. Special final decorative covering for protection and giving additional artistic effect to mineral or lime based decorative coatings, so as TRAVERTINO IMPERIUM, CRATERIA etc. Surfaces covered with METALLINE have perfect water-resistant and washable properties.

Technical details

Temperature of application:	+5–+35 °C	Weight solids:	40%
Relative humidity of application:	< 85 %	Coverage:	8–12 m ² /lt
Drying time:	6–8 hours	Colour:	gold, silver, bronze, chameleon, copper
Drying time for washing:	30 days	Aspect:	metallic
Density:	1–1,1 kg/lt	Pack Size:	0,75–4 lt
pH:	7–8	Usage:	Interiors & Exterior

System

							
1	Primer Normal * (concentrated)	1	1lt/90 m ²	800%	x	Roller	4–6 hr
2	Primer Liscio **	1–2	1lt/8–10 m ²	25–30%	Color chart	Roller	6–8 hr
3	Metalline	1–2	1lt/8–12 m ²	< 25%	Color chart	Brush	12–24 hr

Types



* Type of preparation surface is the same for painting. We recommend using the plaster ORSO INFINITY for finishing preparation of walls. Recommended fixative is acrylic based PRIMER NORMAL.

** PRIMER LISCIIO is the special tintable primer as a background, providing reduced absorption of surfaces and easy adhesion for subsequent coatings. It could be tinted in different colors.

METALLINE can be used like additional finish decorative covering for different lime based and mineral decorative plasters. For example: TRAVERTINO IMPERIUM, ROCCIA, CRATERIA, MARMORINO CARRARA, INTONACHINO, LOFT etc. METALLINE decorative covering provides perfect METALLINE effect and high water resistant also.

M E T A L L I N E





METALLINE



MULTICOLOUR VINTAGE EFFECT IN GUEST ROOM

IDEA CODE: 507





Fantasia silver base by brush



Fantasia light gold base by tampone



Metalline Base

Silver



Fantasia Silver

FNT 0121P



Fantasia Silver

FNT 0122P



Metalline Base

Gold



Fantasia Silver

FNT 0123P




Fantasia Silver

FNT 0124P




Metalline Base

Chamelion



Fantasia Silver

FNT 0125P




Fantasia Silver

FNT 0126P



Metalline Base

Bronze




Fantasia Silver

FNT 0127P



Fantasia Silver

FNT 0128P




Metalline Base

Copper



Fantasia Silver

FNT 0129P



Fantasia Silver

FNT 0130P

FANTASIA & METALLINE LINES COLOR-CHART



Fantasia Silver FNT 0131P



Fantasia Silver FNT 0132P



Fantasia Silver FNT 0141P



Fantasia Silver FNT 0142P



Fantasia Silver FNT 0151P



Fantasia Silver FNT 0152P



Fantasia Silver FNT 0133P



Fantasia Silver FNT 0134P



Fantasia Silver FNT 0143P



Fantasia Silver FNT 0144P



Fantasia Silver FNT 0153P



Fantasia Silver FNT 0154P



Fantasia Silver FNT 0135P



Fantasia Silver FNT 0136P



Fantasia Silver FNT 0145P



Fantasia Silver FNT 0146P



Fantasia Silver FNT 0155P



Fantasia Silver FNT 0156P



Fantasia Silver FNT 0137P



Fantasia Silver FNT 0138P



Fantasia Silver FNT 0147P



Fantasia Silver FNT 0148P



Fantasia Silver FNT 0157P



Fantasia Silver FNT 0158P



Fantasia Silver FNT 0139P



Fantasia Silver FNT 0140P



Fantasia Silver FNT 0149P



Fantasia Silver FNT 0150P



Fantasia Silver FNT 0159P



Fantasia Silver FNT 0160P



Fantasia Silver FNT 0161P



Fantasia Silver FNT 0162P



Fantasia Silver FNT 0171P



Fantasia Silver FNT 0172P



Fantasia Gold FNT 0181P



Fantasia Gold FNT 0182P



Fantasia Silver FNT 0163P



Fantasia Silver FNT 0164P



Fantasia Silver FNT 0173P



Fantasia Silver FNT 0174P



Fantasia Gold FNT 0183P



Fantasia Gold FNT 0184P



Fantasia Silver FNT 0165P



Fantasia Silver FNT 0166P



Fantasia Silver FNT 0175P



Fantasia Silver FNT 0176P



Fantasia Gold FNT 0185P



Fantasia Gold FNT 0186P



Fantasia Silver FNT 0167P



Fantasia Silver FNT 0168P



Fantasia Silver FNT 0177P



Fantasia Silver FNT 0178P



Fantasia Gold FNT 0187P



Fantasia Gold FNT 0188P



Fantasia Silver FNT 0169P




Fantasia Silver FNT 0170P



Fantasia Silver FNT 0179P



Fantasia Silver FNT 0180P



Fantasia Gold FNT 0189P



Fantasia Gold FNT 0190P

FANTASIA & METALLINE LINES COLOR-CHART



Fantasia Gold FNT 0191P



Fantasia Gold FNT 0192P



Metalline Silver FNT 0201P



Metalline Silver FNT 0202P



Metalline Gold FNT 0211P



Metalline Gold FNT 0212P



Fantasia Gold FNT 0193P



Fantasia Gold FNT 0194P



Metalline Silver FNT 0203P



Metalline Silver FNT 0204P



Metalline Chamelion FNT 0213P



Metalline Chamelion FNT 0214P



Fantasia Gold FNT 0195P




Fantasia Gold FNT 0196P



Metalline Silver FNT 0205P



Metalline Silver FNT 0206P



Metalline Chamelion FNT 0215P



Metalline Chamelion FNT 0216P



Fantasia Gold FNT 0197P




Fantasia Gold FNT 0198P



Metalline Gold FNT 0207P




Metalline Gold FNT 0208P



Metalline Chamelion FNT 0217P




Metalline Chamelion FNT 0218P




Fantasia Gold FNT 0199P




Fantasia Gold FNT 0200P




Metalline Gold FNT 0209P



Metalline Gold FNT 0210P



Metalline Bronze FNT 0219P



Metalline Bronze FNT 0220P








CERATO Wax based decorative paint with semi-gloss effect

CERATO is the interior and exterior waterproof decorative finish based on acrylic emulsion and special wax. It is easy to apply and allow to get high-quality visual and tactile effects that with different colors and shades. It is perfect finish for protection and covering of different lime based and mineral textured decorative coatings, so as TRAVERTINO IMPERIUM, INTONACHINO etc.

Technical details

Temperature of application:	+5–+35 °C	pH:	7–8
Relative humidity of application:	< 85 %	Weight solids:	25%
Drying time to cleaning:	30 days	Aspect:	semi-gloss
Completely dry:	24 hours	Pack Size:	0,75–4 lt
Density:	0,95–1,05 kg/lt	Usage:	Interiors & Exteriors

System

							
1	Primer Normal * (concentrated)	1	1lt/90 m ²	800%	x	Roller	4–6 hr
2	Ruvido **	1	1lt/8–10 m ²	25–30%	x	Roller	6–8 hr
3	Cerato	2	1lt/8 m ²		Color chart	Brush	12–24 hr



* Type of preparation surface is the same for painting. We recommend using the plaster ORSO INFINITY for finishing preparation of walls. Recommended fixative is acrylic based PRIMER NORMAL.

** RUVIDO is the special tintable quartz primer with high adhesive effect and perfect coverage for interiors and exterior using.

Thanks to its translucent property this material can be used like additional finish decorative covering for different lime based and mineral decorative plasters. The decorative coating provides additional shades and colors and high water resistant also.

C E R A T O







CERATO



VEIL EFFECT DECORATIVE COATING IN THE BATHROOM

IDEA CODE: 421











VELATURA Water-repellent matt siloxane glaze for interiors & exterior

VELATURA is the siloxane-based decorative colorable coating for interiors and exteriors. It provides to create a translucent matte appearance with a pleasant soft-touch effect, is water-repellent, retains the highest degree of vapor permeability. The material is easy to apply and allows both professional applicators and private non-professional to receive high-quality visual and tactile effects that combine colors and shades.

Technical details

Temperature of application:	+5–+35 °C	pH:	7–8
Relative humidity of application:	< 85 %	Weight solids:	15%
Drying time to cleaning:	30 days	Aspect:	matt
Completely dry:	24 hours	Pack Size:	0,75–4 lt
Density:	0,9–1,0 kg/lt	Usage:	Interiors & Exteriors

System

								
1	Primer Normal * (concentrated)	1	1lt/90 m ²	800%	x	Roller	4–6 hr	
2	Ruvido **	1	1lt/8–10 m ²	25–30%	x	Roller	6–8 hr	
3	Velatura	2	1lt/8 m ²		Color chart	Brush	12–24 hr	



* Type of preparation surface is the same for painting. We recommend using the plaster ORSO INFINITY for finishing preparation of walls. Recommended fixative is acrylic based PRIMER NORMAL.

** RUVIDO is the special tintable quartz primer with high adhesive effect and perfect coverage for interiors and exterior using.

Thanks to its translucent property this material can be used like additional finish decorative covering for different lime based and mineral decorative plasters. The decorative coating provides additional shades and colors and high water resistant also.

V E L A T U R A






VELATURA



NATURAL STONE EFFECT IN BATHROOM

IDEA CODE: 561





VLT 0121



VLT 0122P



VLT 0131P



VLT 0132P



VLT 0141P



VLT 0142P



VLT 0123P



VLT 0124P



VLT 0133P



VLT 0134P



VLT 0143P



VLT 0144P



VLT 0125P



VLT 0126P



VLT 0135P




VLT 0136P



VLT 0145P




VLT 0146P



VLT 0127P




VLT 0128P




VLT 0137P



VLT 0138P



VLT 0147P



VLT 0148P



VLT 0129P



VLT 0130P



VLT 0139P



VLT 0140P



VLT 0149P



VLT 0150P



VLT 0151P



VLT 0152P



VLT 0161P



VLT 0162P



VLT 0171P




VLT 0172P




VLT 0153P



VLT 0154P



VLT 0163P



VLT 0164P



VLT 0173P



VLT 0174P



VLT 0155P



VLT 0156P



VLT 0165P



VLT 0166P



VLT 0175P




VLT 0176P




VLT 0157P



VLT 0158P




VLT 0167P



VLT 0168P



VLT 0177P




VLT 078P



VLT 0159P




VLT 0160P



VLT 0169P



VLT 0170P



VLT 0179P



VLT 080P



VLT 0181P



VLT 0182P



VLT 0191P



VLT 0192P



VLT 0201P



VLT 0202P



VLT 0183P



VLT 0184P



VLT 0193P



VLT 0194P



VLT 0203P



VLT 0204P




VLT 0185P



VLT 0186P




VLT 0195P



VLT 0196P



VLT 0205P




VLT 0206P




VLT 0187P



VLT 0188P




VLT 0197P



VLT 0198P




VLT 0207P



VLT 0208P




VLT 0189P



VLT 0190P



VLT 0199P



VLT 0200P



VLT 0209P



VLT 0210P



VLT 0211P



VLT 0212P



VLT 0221P



VLT 0222P



VLT 0231P




VLT 0232P



VLT 0213P



VLT 0214P



VLT 0223P



VLT 0224P




VLT 0233P




VLT 0234P



VLT 0215P



VLT 0216P




VLT 0225P




VLT 0226P




VLT 0235P




VLT 0236P




VLT 0217P




VLT 0218P



VLT 0227P



VLT 0228P




VLT 0237P




VLT 0238P




VLT 0219P




VLT 0220P




VLT 0229P



VLT 0230P



VLT 0239P



VLT 0240P

MARMORINO X FLOOR is the mineral micro-cement coating for finishing vertical and horizontal surfaces in interiors and exterior: walls, floors, furniture, building facades or architectural elements, etc.

The system allow to create a seamless and durable monolithic surface with a wide range of texture solutions: architectural concrete, porous cement surface, natural travertine stone, marble, granite, wood or smooth monochrome surface. The MARMORINO X FLOOR system has a huge range of possibilities for tinting in various colors and shades, in accordance with modern trends in architecture: The tinting program supports PCS (PRATTA COLOR SYSTEM), RAL or NCS systems.

Technical details

Temperature of application:	+5–+35 °C	pH:	7–8
Relative humidity of application:	< 85 %	Weight solids:	65%
Completely dry:	48 hours	Aspect:	gloss matt semi-gloss
Density:	1,6–1,7 kg/l	Pack Size:	20–24kg
Drying time to cleaning:	30 days	Usage:	Interiors & Exteriors

Basic System :

1	Primer Normal * (concentrated)	1	1lt/90 m ²	800%	x	Roller	4–6 hr
2	a) Marmorino X Floor (Coarse)	1–2	1kg/0,3–0,4 m ²	5% max	Color chart	Trowel	12–24 hr
	b) Marmorino X Floor (Medium)	1	1kg/0,5–0,7 m ²	5% max	Color chart	Trowel	12–24 hr
	c) Marmorino X Floor (Fine)	1	1kg/1–1,2 m ²	5% max	Color chart	Trowel	12–24 hr
3	Aqua **	1–2	1lt/8–10 m ²		x	Roller	6–8 hr
4	Vetrificante poliurethanico ***	1–2	1lt/8–10 m ²		x	Roller	12–24 hr

Types



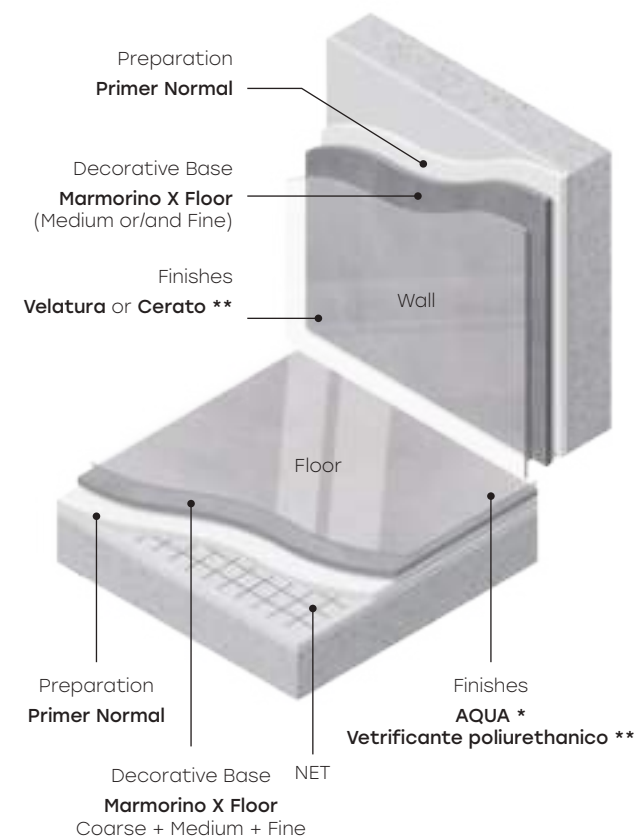
Coarse
size of grains 1,2–1,5 mm
(yield 1 kg / 0,3–0,4 m²)



Medium
size of grains 0,7–1 mm
(yield 1 kg / 0,5– 0,7 m²)



Fine
size of grains 0,3–0,5 mm
(yield 1 kg / 1–1,2 m²)



* AQUA is the impregnation that binds the decorative coating with the protective varnish VETRIFICANTE POLIURETANICO.

** VETRIFICANTE POLIURETANICO protective varnish, thanks to their technical characteristics, providing a high deepness of transparency and a special natural effect.

Special color-chart on pages: 66-71

M A R M O R I N O X F L O O R





MARMORINO X FLOOR

CEILINGS, WALLS AND FLOORS



IDEA CODE: 683





NCP 001P




NCP 006P



NCP 011P




NCP 016P



NCP 021P



NCP 026P



NCP 002P



NCP 007P




NCP 012P




NCP 017P



NCP 022P



NCP 027P




NCP 003P



NCP 008P



NCP 013P




NCP 018P




NCP 023P




NCP 028P




NCP 004P



NCP 009P



NCP 014P




NCP 019P




NCP 024P



NCP 029P



NCP 005P




NCP 010P




NCP 015P



NCP 020P



NCP 025P



NCP 030P



NCP 031P




NCP 032P




NCP 041P




NCP 042P



NCP 051P



NCP 052P




NCP 033P




NCP 034P



NCP 043P




NCP 044P



NCP 053P



NCP 054P




NCP 035P




NCP 036P




NCP 045P



NCP 046P



NCP 055P



NCP 056P



NCP 037P



NCP 038P



NCP 047P



NCP 048P



NCP 057P



NCP 058P



NCP 039P



NCP 040P



NCP 049P




NCP 050P



NCP 059P




NCP 060P




NCP 061P



NCP 062P



NCP 071P



NCP 072P



NCP 081P



NCP 082P



NCP 063P



NCP 064P



NCP 073P



NCP 074P




NCP 083P




NCP 084P




NCP 065P




NCP 066P



NCP 075P




NCP 076P




NCP 085P




NCP 086P



NCP 067P



NCP 068P



NCP 077P



NCP 078P



NCP 087P




NCP 088P



NCP 069P



NCP 070P




NCP 079P




NCP 080P




NCP 089P



NCP 090P



NCP 091P



NCP 092P



NCP 101P



NCP 102P



NCP 111P



NCP 112P



NCP 093P



NCP 094P



NCP 103P




NCP 104P



NCP 113P



NCP 114P



NCP 095P



NCP 096P



NCP 105P



NCP 106P



NCP 115P



NCP 116P



NCP 097P



NCP 098P



NCP 107P




NCP 108P



NCP 117P



NCP 118P



NCP 099P



NCP 100P



NCP 109P



NCP 110P



NCP 119P



NCP 120P




NCP 121P



NCP 122P



NCP 131P



NCP 132P



NCP 141P



NCP 142P



NCP 123P



NCP 124P




NCP 133P



NCP 134P



NCP 143P




NCP 144P



NCP 125P




NCP 126P




NCP 135P



NCP 136P



NCP 145P



NCP 146P



NCP 127P



NCP 128P



NCP 137P




NCP 138P




NCP 147P




NCP 148P



NCP 129P



NCP 130P



NCP 139P



NCP 140P



NCP 149P



NCP 150P



NCP 151P



NCP 152P



NCP 161P



NCP 162P



NCP 171P



NCP 172P



NCP 153P



NCP 154P



NCP 163P




NCP 164P




NCP 173P




NCP 174P




NCP 155P




NCP 156P



NCP 165P




NCP 166P



NCP 175P



NCP 176P



NCP 157P




NCP 158P




NCP 167P



NCP 168P



NCP 177P



NCP 178P



NCP 159P



NCP 160P




NCP 169P



NCP 170P



NCP 179P



NCP 180P



Online tinting programm: <https://color.pratta.xyz/>



PRATTAMASTER

SKILL CANNOT BE HIDDEN





CATALOGUE GENERAL

Russian Federation, Moscow region, Dolgoprudniy,
Likhachevsky proezd, 4 / 1.



ENVIRONMENT



STORE
PRATTAMASTER




INFLAMMABLE

 pratta.xyz

 +7 (499) 685 16 25

 office@pratta.ru

 Socials: <https://pratta.xyz/Partnership>

WE SAVED NATURE FOR YOU

